

personal digital ultrasound
mysono™ 201

FAR

GAIN

M
-
Dual
-
Color

1 2 3
SET UP MEASURE
CLEAR GA

CHG

www.mysono.com

SEL

Exit

4 5 6
↑ STORE Freeze
↓ DEPTH PRINT



What the Laptop Did for PCs, MySono201 Does for Ultrasonic Scanning

The Personal Digital Ultrasound, Only MySono201



Personal Ultrasound

The future of ultrasonic scanning is here, today right in your hands. It's portable and affordable giving you the power and flexibility of digital imaging anywhere and anytime.

Featuring stylish ergonomic design, a quick setup time and a user-friendly interface that includes a touch pad for menu navigation and a tiltable hi-resolution 6.4-inch TFT LCD screen, MySono201 is everything you've ever wanted in a diagnostic scanner at a price everybody can afford.

MySono201's benefits extend beyond size: It helps you be more efficient and productive. Lightweight and compact, you can hand carry MySono201 to your office or into the field.



Join MySono world



The image shows a screenshot of the MySono website. At the top, there is a navigation bar with the MySono logo on the left and links for 'FAQ', 'Site map', 'Contact Us', and 'Staff' on the right. Below this is a secondary navigation bar with 'HOME', 'Product', 'Application', 'Service', 'Company', 'B2B Line', and 'Buy'. A 'Navigation map' dropdown menu is visible. On the left side, there is a sidebar with 'Our Suggestion' (listing '201 General', '201 ObGyn', '201 Int...', '201 Ped...'), 'Your Profile', 'Account', and 'Basket'. Two images of the MySono201 ultrasound machine are shown: one with a probe and another with a different probe. The website's footer contains the text 'Copyright © 2000, MySono.com Inc. All rights reserved.'

Online Purchase - Easy and Guaranteed!

Purchase MySono201 by visiting our homepage - www.MySono.com. It's a simple and totally secure transaction. Once registered, MySono.com members get their personal accounts and can access our fully secure purchase process. All it takes is just a few clicks to input your order and your order is on its way: We guarantee quick and safe delivery right to your door. MySono.com's firewall system uses state-of-the-art authentication processes so you can order with complete confidence. And MySono201 is guaranteed by our customer service centers.

Rich Content - Enjoyable and Educational

From our business philosophy to our product design and web marketing strategy, everything about MySono201 is revolutionary. Visit www.MySono.com to get the full picture about MySono201's advantages. The site offers a virtual tour and inspection of the product with 360-degree rotation, control panel display and an awesome simulated hands-on experience operating MySono201 that's beyond your expectations. You can see, feel and get to know all the benefits MySono201 will bring to make you a more efficient medical professional. Check out which specific applications MySono201 can cover. Learn how we serve and satisfy your service needs. And if you're looking for an alliance with us, just click on the B2B link. All you have to do is visit our website, www.MySono.com today.

www.mysono.com

Digital Ultrasound

Like the portable computer in the '80s and then the notebook in the '90s, the revolutionary portable MySono201 dismantles the barriers of time and place to usher in a new era in the 21st century medical imaging. Diagnostic scanning can now be done virtually anywhere, anytime: It's the way of the future. And best of all, MySono201 is marketed at an attractive price point that makes it affordable to a wider range of prospective users, private practitioners, small medical clinics and schools.

Available through the Internet, it's reassuring to know that MySono201 is backed by the expertise and quality design that has made Medison one of the world's most exciting and talked-about innovators in ultrasound scanning.





Large Screen TFT

See it sharp and clear thanks to the large 6.4-inch TFT LCD display which delivers a non-interlaced 640x480 pixel image in 64 shades of gray.



Various Choices for External Display

VHS Monitor : Connectable to VHS Monitor

Non-interlaced Monitor : High-resolution flicker-free B/W Monitor of medical Imaging standard (government approval is pending in case of U.S.)

Conventional VGA Monitor : Connectable to PC Monitor



Multifrequency Probe

Whether you specify a linear, convex or transvirginal probe, each probe operates at its rated frequency but can also be set to a higher or lower range for a greater range of depths thus increasing versatility and reducing the need for additional probes.

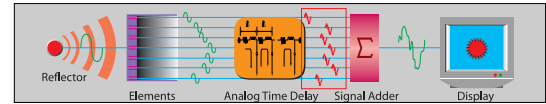


ASIC Technology


The heart of the MySono201 is an ASIC (Application Specific Integrated Circuit) microprocessor, a custom-designed chip that endows MySono201 with the same digital imaging capabilities as its larger cousins.

Digital Beamforming

Full digital beamforming ensures a crystal clear image with none of the drawbacks associated with analogue-based systems such as erratic time delay, multiple signal reflections, and distortion caused by non-linear attenuation.



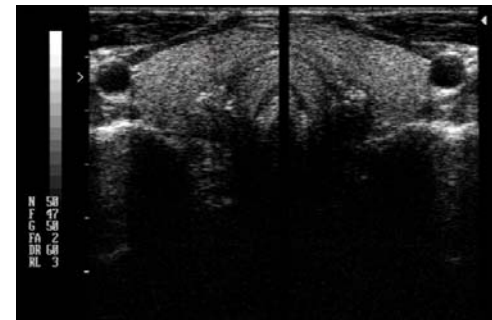
• Analog Beamforming process



• Digital Beamforming process

Dual Mode Display

For greater diagnostic accuracy and convenience, MySono201's Dual Mode Display offers split screen viewing that's invaluable in cases where, for example, a comparison is needed between right and left organs or to enjoy multiple views of the target region.



M-Mode Image Display


For a more careful and accurate diagnosis, the enhanced M-mode displays images on the right half portion of the LCD screen over a lengthier interval.

32-Frame Cine Memory

A great teaching and learning aid, the Freeze function button provides playback and review of the last 32 frames which are stored in volatile memory.



Power



Far

Gain

Near

Brightness

Smart Media Rack



Probe Connector

Non Interlaced B/W Video Output

VHS Video Output

VGA Video Output

Print Remote Controller



OUTPUT DC6V / 1A

INPUT DC15V / 4A



Smart Media Card*

The removable 32MB Smart Media flash memory data storage card holds up to 99 frames and enables you to easily transfer images to a PC for sharing across networks and archiving purposes.

* Option available in mid-2001



Battery

- Lithium Ion Battery
- Output DC 15V, 4A
- Power Status Checking Button
- Displaying Led
- Input 100-240VAC, 1A
- 2-hour Duration



Carrying bag

- 45cm / 36cm / 14.5cm
- Resistance to Impact & Water (Polyester, ABS, PE)
- Space for Battery, Adapter, Gel, etc.



Specifications

Main features	<ul style="list-style-type: none"> ■ Full Digital Beamforming ■ Affordable 2-D Imaging (black & white) ■ 6.4 inch TFT Non-Interlaced LCD : 640x480 ■ ASIC Technology ■ Lithium Ion Battery ■ Housing : Notebook Style ■ CINE ■ Image Storage
Imaging Modes	<ul style="list-style-type: none"> ■ 2 D real-time ■ Dual 2D real-time ■ 2D/M-mode ■ M-mode
Gray Scale	<ul style="list-style-type: none"> ■ Internal 64 levels, External 256 levels
Channels	<ul style="list-style-type: none"> ■ 16 transmit channels, 32 receiving channels(Synthetic Aperture)
Focusing	<ul style="list-style-type: none"> ■ Dynamic transmit focusing, maximum of four points (one point selectable) ■ Digital dynamic receive focusing (continuous)
Probes	<ul style="list-style-type: none"> ■ Linear Array <ul style="list-style-type: none"> - L4-7, Multi-Frequency - L5-9, Multi-Frequency - L5-9/60, Multi-Frequency ■ Curved Linear Array <ul style="list-style-type: none"> - C2-5/60, Multi-Frequency - C4-7, Multi-Frequency - EC4-9/13, Multi-Frequency
Image Storage	<ul style="list-style-type: none"> ■ Cine memory (maximum 32 frames) ■ Image Storage (maximum 50 frames)
Application	<ul style="list-style-type: none"> ■ Fetal, Abdominal, Pediatric, Small organ, Intra-vascular, Peripheral-vascular, Muscular-skeletal, Cardiac, Trans-rectal, Trans-vaginal
Signal processing (Pre-processing)	<ul style="list-style-type: none"> ■ Near, Far, Overall Gain control ■ Dynamic apodization ■ M-mode sweep speed control ■ Dynamic aperture ■ Dynamic range control (adjustable)
Signal processing (Post-processing)	<ul style="list-style-type: none"> ■ Frame average ■ Image orientation (left/right and up/down) ■ Gamma-scale windowing ■ White on black
Measurement	<ul style="list-style-type: none"> ■ Touch pad control of multiple calipers ■ B-mode: Distance, circumference, area, ellipse, volume. ■ M-mode: Velocity, time, slope

* The specifications may be changed without notice.

Some features mentioned above may be optional or pending of government approvals in some countries.

Multifrequency Probes

■ Linear Array



L4-7, Multi-Frequency



L5-9, Multi-Frequency



L5-9/60, Multi-Frequency

■ Convex Array



C2-5/60, Multi-Frequency



C4-7, Multi-Frequency



EC4-9/13, Multi-Frequency

mysono.com

Manufactured by
MEDISON CO., LTD

MODEL / MODÈLE / MODEL
mysono 201

POWER / NETZ / ALIMENTATION
15V 220 4A

MEDISON VENTURE TOWER, 80,
937-4 DAECHI DONG KANGNAM-KU
SEOUL 135-280, KOREA
TEL: +82-2-2134-1400
FAX: +82-2-2134-1187
URL: <http://www.mysono.com>



WARNING

To avoid electrical shock, do not open
the cabinet. Refer servicing to qualified
personnel only.

ATTENTION

Pour éviter tout risque d'électrocution, ne
pas ouvrir le coffret. Confier l'entretien
uniquement à un personnel qualifié.

WARNING

Die Gefahr eines elektrischen Schlags
besteht, darf das Gehäuse nicht geöffnet
werden. Überlassen Sie Wartungsarbeiten
stets einem Fachmann.

CAUTION

Federal Law restricts this device to sale by
or on the order of physician.

MySono.com is always near you
and ready to hear your voice.

For Sales Inquiry :
Manager@mysono.com

For Web Inquiry :
Webmaster@mysono.com

www.mysono.com

